

RADIO KEY® 600

Stand Alone Proximity/Keypad Access Control

with DYNASCAN®* TECHNOLOGY



Radio Key® 600 (RK600) is a fully-programmable, stand-alone access control system, that provides proximity or keypad (PIN) entry for up to 600 users, using either a card or key tag.

Radio Key® 600 is a compact, weather-resistant, surface mounted Access Control Unit, which has a built-in programmer. Because it has an internal reader, it can stand alone for most applications.

Secura Key's patented DYNASCAN®* technology assures maximum performance in any environment.

The optional Auxiliary Reader (RKAR) can be used with Radio Key® 600 to provide extraordinary protection against weather and vandalism. Entry cannot be obtained by tampering when the Auxiliary Reader is mounted outside. For further protection, both the Access Control Unit and Auxiliary Reader can be mounted behind glass or other non-metallic wall surfaces. When installed with the Auxiliary Reader, the Access Control Unit can be used as an exit reader and as an enrollment reader. Either unit easily mounts to a single-gang electrical box, masonry wall, post, or almost any surface -- there are no bulky control panels to install.

To use Radio Key® 600, simply hold your proximity tag near the Access Control Unit or optional Auxiliary Reader (RKAR) or enter your PIN code into the keypad. Programming is easily accomplished by using the built-in keypad. Proximity tags can be added by holding each tag near the unit or by using the keypad, without the tags being present. The keypad is also used to void tags, set the latch time and to select the active, inactive or unlocked modes.

The optional RKAT Audit Trail Module allows connection to a PC or serial printer. Software included provides reports on transaction history, allows programming of proximity tags or PINs, user name database, and other reader settings. RK-LINK™ Software also allows RK600 memory to be backed up and restored.

*U.S. PATENT #6317027

Secura Key
A Division of SOUNDCRAFT Inc.

- Low Priced Single-Door Proximity and Keypad (PIN) Entry System
- Void/Valid Capability for up to 600 Proximity Tags, Cards or PINs
- Access Control Unit Includes Built-in Reader and Programming Keypad
- Optional Auxiliary Reader for High-Security/Extreme Weather Conditions
- High Security - Entry Cannot Be Obtained by Tampering With Auxiliary Reader
- Up to 6" Reading Distance
- Connect a PC or Serial Printer with Optional Audit Trail Module
- Password Protected Programming
- Patented Dynascan®* Technology

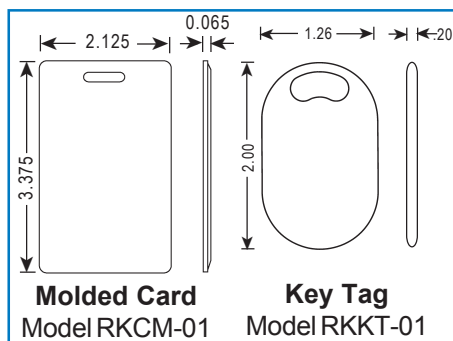
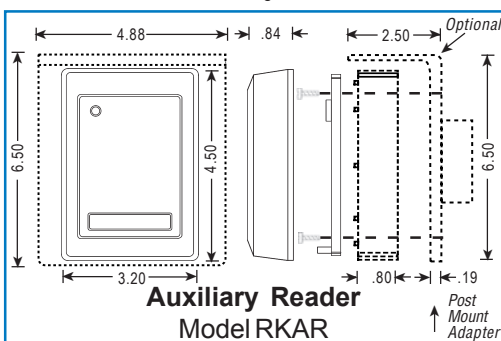
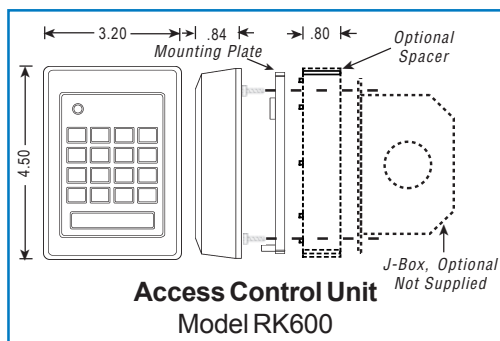


Specifications subject to change without notice

© COPYRIGHT 2002 5514

RADIO KEY® 600 - SPECIFICATIONS

All dimensions in drawings are indicated in inches.



PHYSICAL

	Control Unit	Auxiliary Reader	Key Tag	Molded Card	ISO Image-able Card
Model	RK600	RKAR	RKKT-01	RKCM-01	RKCI-01
Depth	0.84" (2.13 cm)	0.84" (2.13 cm)	0.20" (0.50 cm)	0.065" (0.17 cm)	0.033" (0.08 cm)
Width	3.20" (8.12 cm)	3.20" (8.12 cm)	1.26" (3.20 cm)	2.125" (5.40 cm)	2.125" (5.40 cm)
Height	4.50" (11.43 cm)	4.50" (11.43 cm)	2.00" (5.00 cm)	3.375" (8.57 cm)	3.375" (8.57cm)
Weight	4.0 oz (114.50 gm)	2.8 oz (80.40 gm)	0.25 oz. (7.20 gm)	0.39 oz. (11.16 gm)	0.20 oz. (5.67 gm)
Material	Lexan®	Lexan®	ABS	ABS	PVC
Color	Beige	Beige	Black	White	White

POWER REQUIREMENTS

9-14 VDC, 50 mA average, 150 mA maximum

OUTPUTS

Latch and Alarm Shunt DPDT contact, 0.5A max. @250 VAC; 2A max. @24 VAC or DC

COMMUNICATIONS

With optional RKAT Audit Trail Module, allows connection of PC or Serial Printer. See separate Data Sheet for specifications.

INPUT

Request to Exit Requires SPST contact closure

ENVIRONMENT

Access Control Unit	
Ambient Temperature	-40° to +70°C (-40° to +158°F)
Humidity	0 to 95% (non-condensing)
Auxiliary Reader (Optional), Key Tag and Cards	
Ambient Temperature	-40° to +70° C (-40° to +158°F)
Humidity	0 to 100%

OPERATIONAL

Reading Distance	Molded Card: Up to 6" (15.24 cm); Key Tag and ISO Card: Up to 5" (12.70 cm)
User Capacity	600 key tags or cards (random numbered) or PINs (User number plus 4 digit PIN)
Card/Key Tag Operation	Passive
Transmit Frequency	125 kHz
Memory	Non-Volatile
Latch/Alarm Shunt Timer	Programmable 0.25 - 30 Seconds
Auxiliary Reader Cable	30' (10m) max. from Control Unit to Auxiliary Reader 2 conductor, non-twisted, non-shielded and 4 conductor shielded

OPTIONAL ACCESSORIES

RK600-PS	9VDC, 200 mA, plug-in Power Supply, 120 VAC Input. For Access Unit Only.
RK600-BB	Back Box / Spacer - Beige, Lexan®.
RK-GM	Glass Mount Adaptor

This product complies with UL 294 Standards, with Part 15, Class B FCC Rules and meets R&TTE Requirements (European Standards).

WARRANTY (U.S. and Canadian)

"This product is warranted against defects in materials and workmanship for a period of 2 years from the date of purchase. Secura Key shall, at its option, either replace or repair this product, if returned to us freight prepaid within the warranty period. This warranty does not include freight, taxes, duties, or installation expenses. THE WARRANTY SET FORTH ABOVE IS EXCLUSIVE AND NO OTHER WARRANTY, WHETHER WRITTEN OR ORAL, IS EXPRESSED OR IMPLIED. SECURA KEY SPECIFICALLY DISCLAIMS ANY IMPLIED WARRANTIES OR MERCHANTABILITY AND FITNESS FOR A PARTICULAR PURPOSE. The remedies provided herein are the buyers' sole and exclusive remedies. In no event shall Secura Key be liable for direct, indirect, special, incidental or consequential damages (including loss of profits), whether based on contract, tort or any other legal theory." Contact Secura Key for Export Warranty Policy.

CE 168

DISTRIBUTED BY:

Secura Key
A Division of SOUNDCRAFT Inc.

20447 NORDHOFF STREET
CHATSWORTH, CA 91311
PHONE (818) 882-0020 FAX (818) 882-7052
TOLL-FREE (800) 891-0020
Website: www.securakey.com
E-mail: mail@securakey.com